

























Rank	Competitor	Age	Club	RT	PTS	Result
1	 Ariel Muchiraho	17		0.67		<b>1:59.07</b> 17yrs NZR Entry: 2:02.48 <b>-3.41</b>
	50m: 28.32 100m: 58.62 (30.30) 150m: 1:29.08 (30.46) 200m: 1:59.07 (29.99)					
2	 Lucas Bell	17		0.62		<b>2:05.13</b> Entry: 2:07.46 <b>-2.33</b>
	50m: 28.85 100m: 1:00.48 (31.63) 150m: 1:33.37 (32.89) 200m: 2:05.13 (31.76)					
3	 Mitch Ellis	17		0.72		<b>2:06.37</b> Entry: 2:07.30 <b>-0.93</b>
	50m: 29.66 100m: 1:02.22 (32.56) 150m: 1:34.30 (32.08) 200m: 2:06.37 (32.07)					
4	 Hans Haufe	18		0.57		<b>2:11.63</b> Entry: 2:13.23 <b>-1.60</b>
	50m: 30.10 100m: 1:04.14 (34.04) 150m: 1:38.87 (34.73) 200m: 2:11.63 (32.76)					
5	 Tyson Lynch	18		0.56		<b>2:12.60</b> Entry: 2:12.54 <b>+0.06</b>
	50m: 30.85 100m: 1:04.23 (33.38) 150m: 1:38.57 (34.34) 200m: 2:12.60 (34.03)					
6	 Yeenok Zhang	18		0.55		<b>2:12.81</b> Entry: 2:15.47 <b>-2.66</b>
	50m: 29.87 100m: 1:03.63 (33.76) 150m: 1:38.17 (34.54) 200m: 2:12.81 (34.64)					
7	 Ryan Hewertso	17		0.60		<b>2:13.55</b> Entry: 2:14.71 <b>-1.16</b>
	50m: 30.05 100m: 1:03.61 (33.56) 150m: 1:38.74 (35.13) 200m: 2:13.55 (34.81)					
8	 Harrison James	18		0.62		<b>2:14.73</b> Entry: 2:13.45 <b>+1.28</b>
	50m: 30.52 100m: 1:05.91 (35.39) 150m: 1:40.52 (34.61) 200m: 2:14.73 (34.21)					
9	 Josiah Joyce	17		0.63		<b>2:16.23</b> Entry: 2:17.02 <b>-0.79</b>
	50m: 31.75 100m: 1:06.17 (34.42) 150m: 1:41.38 (35.21) 200m: 2:16.23 (34.85)					
10	 Osbert Gu	17		0.70		<b>2:16.67</b> Entry: 2:16.33 <b>+0.34</b>
	50m: 30.18 100m: 1:04.47 (34.29) 150m: 1:40.45 (35.98) 200m: 2:16.67 (36.22)					
11	 Yen-Cheng Lee	17		0.57		<b>2:17.35</b> Entry: 2:16.68 <b>+0.67</b>
	50m: 30.82 100m: 1:05.35 (34.53) 150m: 1:41.35 (36.00) 200m: 2:17.35 (36.00)					
12	 Reon Oosthuizen	18		0.59		<b>2:19.79</b> Entry: 2:19.73 <b>+0.06</b>
	50m: 31.11 100m: 1:06.15 (35.04) 150m: 1:42.81 (36.66) 200m: 2:19.79 (36.98)					